

Council Plan 2006/07

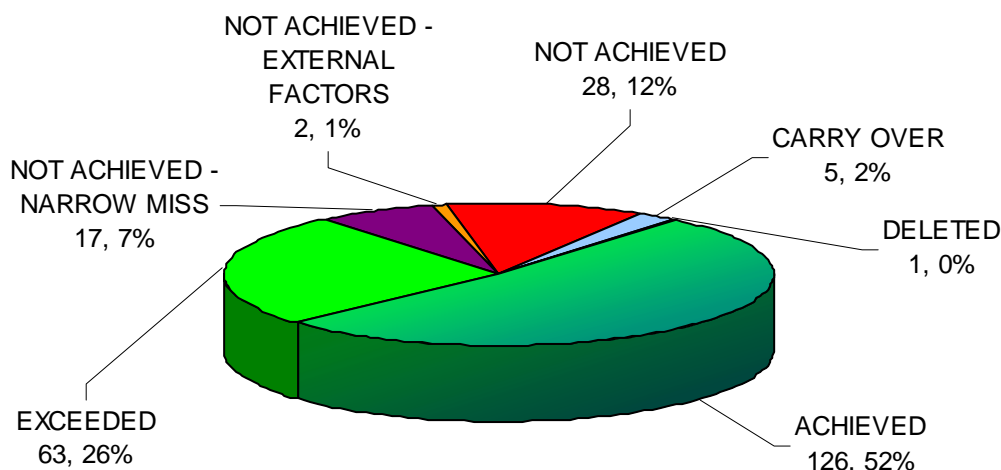
Summary of Performance

Contents

Performance overview	2
Strategic Management and Economic Development.....	4
Corporate Resources Planning and Management.....	8
Community Services.....	11
Children's Services.....	16
Adult Social Care.....	23
Transport and Environment.....	29

Performance overview

Of the 241 performance measures set for 2006/07, 126 (52.07%) have been achieved and a further 63 (26.03%) have exceeded their target. There were 47 (18.67%) unachieved performance measures of which 17 (7.02%) only very narrowly missed their target, masking genuine improvement and reflecting the level of challenge and ambition in our target setting process.



Successes and Achievements

These are the highlights of some of our successes over the year:

Strategic Management and Economic Development: Staff sickness absence figures have reduced from 8.61 days last year to 8.01 days, helping to produce efficiency savings of just over half a million pounds and increased capacity in the workforce. There were nearly two million unique visits to the County Council website this year. Following a new web-based application system, electronic submissions for school admissions more than trebled.

Corporate Resources: The Council received an award from the Federation of Small Businesses in recognition of our outstanding procurement practices which encourage small businesses to bid for public sector contracts. The Audit Commission's Annual Audit and Inspection Letter confirmed that, 'The Council has an effective Audit Committee and a strong, well regarded internal audit service that we have assessed as meeting the relevant professional standards and upon whose work we continue to rely.' A one megawatt biomass fuelled boiler was installed at Beacon Community College successfully reducing carbon emissions and running costs of the school. We completed 11 capital projects, including extensions to Stafford School, Peasmarsh School, and St Michaels at Withyham, with a total value of £4.172m.

Community Services:

Almost 1000 people have visited the Mobile Office since its launch in July 2006. It is a popular service which enables people in rural areas to gain ICT skills, access council services and use the same free internet and email services offered in static libraries. The Buy with Confidence Scheme has 243 members and Officers are engaged in re-auditing

existing members to preserve the scheme's credibility. The Imagined Lives project worked with looked after children to inspire creativity and improve literacy using archives held at the Record Office. We recorded 1,039 incidents of violent crime across East Sussex on Friday and Saturday nights, exceeding our target to make reductions in violent crime in the long term as part of the LAA. We have enabled access to the ESCC network from any PC with an internet connection through the new Gateway solution further improving flexible working.

Children's Services:

Just over half of our schools have now achieved the new, more exacting, Healthy Schools status against a target of 35%. We aimed to engage 65% of our schools with the new Healthy Schools programme this year but have achieved over and above this (97%) and only five schools remain to be fully on board. We have increased take up of children with a disability and children at special schools participating in after school based activities from 150 sessions to 367. We have identified and provided appropriate support to 217 young carers this year up from 151 in 2004/05. By working with schools to improve pupil behaviour we have reduced the number of days lost through fixed term exclusions in secondary schools in Hastings by 20% between the academic years 2004/5 to 2005/06 and achieved an outturn of 4,303.5 against a target of 4,897.

Adult Social Care:

We continue to work in partnership to provide a range of services which promote choice, independence and well-being. We have supported over 7000 older people to remain living in their own home, which is 650 more older people than last year and are within the Department of Health best performance range for the number of adults with physical disabilities who we help to live at home. There are 209 adults and older people with physical disabilities and 19 with learning disabilities receiving Direct Payments supporting them to be more independent. The number of adults and older people receiving direct payments per 100,000 population aged 18 or over increased from 49.7 in 2005/06 to 60.9. We have increased the number of Carer Assessments carried out from 1,480 in 2005/06 to 2,478 and increased the percentage of new older clients who had all services in the care package provided within four weeks of completing their assessment from 71.4% in 2005/06 to 79%. The average weekly number of Delayed Transfers of Care (DTCs) has reduced dramatically from 85 in 2005/06 to 56:


	2005/06	2006/07
The total average 'combined' weekly number of DTCs	85	56
...where the delay can be attributed to ESCC Adult Social Care services	52	21
...where the delay is outside of the control of ESCC Adult Social Care services	32	35

Transport and Environment:

To improve road safety, nine new Local Safety Schemes were completed, 13 driver improvement courses were held and 125 drivers were retrained. Driver Education Courses have been delivered to 14 schools and six youth groups. 99.1% of reports of dangerous damage to roads and footways were repaired within 24 hours. Following successful waste awareness campaigns and our continued partnership activities of reducing waste, increasing recycling and reuse it is anticipated that the LAA target for the reduction in non-biodegradable waste to landfill will be met. The Planning application for Bexhill-Hastings Link Road was submitted in April 2007.

Strategic Management and Economic Development



KST 1.1 Improve the economic health of the County		Outturn 2006/07	Target 2006/07
1.1a	Recruit an Economic Projects Manager to lead the development of the key economic priorities contained within the Newhaven Masterplan ACHIEVED	31/03/07	31/03/07
1.1b	Update the East Sussex Economic Study 2005, using it as a key influencing tool ACHIEVED	31/03/07	31/03/07
1.1c	Support Transport and Environment by ensuring economic development aspects of the work to create a strategic plan for the Hailsham/North Eastbourne area is delivered when required.... ACHIEVED	31/03/07	31/03/07
1.1d	Oversee delivery, by partners, of the targets to improve workforce skills and create enterprise within the Local Area Agreement and co-ordinate the annual refresh negotiations.... ACHIEVED	31/03/07	31/03/07


KST 1.2 Maximise the benefits of access to external funding by the communities of East Sussex.		Outturn 2006/07	Target 2006/07
1.2a	Provide advice and support to the East Sussex Economic Partnership Board and the Chief Executive to ensure a strategic, high impact work plan.... ACHIEVED	31/03/07	31/03/07
1.2b	 Increase by at least 30% (to 160) the number of organisations provided with funding advice.... EXCEEDED	312 enquiries dealt with, inc. 142 Grantnet enquiries	160
1.2c	External Funding Strategy to be in place.... ACHIEVED	31/03/07	31/03/07
1.2d	Complete a joint project with the South East Economic Development Agency to explore the potential to access European Funds with particular focus on Malta and other accession countries.... ACHIEVED	31/03/07	31/03/07



KST 2.1 Create sustainable communities by providing strategic leadership, empowering people and delivering locally		Outturn 2006/07	Target 2006/07
2.1a	At least maintain the Council's overall performance score under the 'harder' Comprehensive Performance Assessment test and improve our score within the three star category.... ACHIEVED	3 stars	3 stars
2.1b	Implement a strategy to improve locality working in the County, particularly by working more closely with parish councils.... ACHIEVED	31/03/07	31/03/07
2.1c	Implement a strategy to improve customer focus as part of Reconciling Policy and Resources.... ACHIEVED	31/03/07	31/03/07
2.1d	Implement a lobbying strategy to increase understanding of East Sussex including work with Members of Parliament, Peers and Ambassadors.... ACHIEVED	31/03/07	31/03/07
2.1e	Ensure that the Council complies with national guidance for all Best Value Performance Indicators at the national audit.... NARROW MISS	99%	100%
2.1f	Increase the percentage of Best Value Performance Indicators 2005/06 (outturns audited and confirmed September 2006) that have maintained or improved their performance.... ACHIEVED	75.4%	75%

KST 2.2 Improve access to information and raise awareness of the democratic process		Outturn 2006/07	Target 2006/07
2.2a	Ensure that 100% of hard and electronic copies of papers are available five clear working days before meetings.... ACHIEVED	100%	100%
2.2b	Ensure that 100% of libraries provide access to the webcast of special interest meetings.... ACHIEVED	100%	100%
2.2c	Establish a baseline of the number of use/hits of webcast meetings.... ACHIEVED	31/03/07 (10,352)	31/03/07
2.2d	Increase the percentage of responses to formal Freedom of Information enquiries within the statutory period of 20 working days or within agreed extension... ACHIEVED	97%	97%



KST 2.3 Ensure the Council meets the requirements of the Civil Contingencies Act 2004		Outturn 2006/07	Target 2006/07
2.3a	The publication of a County Council Business Continuity Plan.... ACHIEVED	31/03/07	31/03/07
2.3b	The publication of Departmental Business Continuity Plans.... ACHIEVED	31/03/07	31/03/07

KST 3.1 Provide a consistently high quality Personnel and Training service, recruiting, retaining and developing the highest quality staff to their full potential in order to better achieve the Council's objectives		Outturn 2006/07	Target 2006/07
3.1a 	Increase the number of managers attending the Innovation in Leadership programme.... EXCEEDED	64	40
3.1b 	Reduce the number of working days/shifts lost to sickness per Full Time Employee (BV12) EXCEEDED	8.01 days	8.2 days

KST 3.2 Continue to improve equity and equality of opportunity for all through our service delivery and as an employer		Outturn 2006/07	Target 2006/07
3.2a	Investor in People status retained.... ACHIEVED	yes	yes
3.2b	Maintain Level 2 of the Equalities Standard in 2006/07 and work towards Level 3 in 2007/08 (BV 2a) ACHIEVED	Level 2	Level 2
3.2c	Ensure the percentage of the workforce (number of people) that retires early due to ill-health (BV 15) remains at a minimum level.... ACHIEVED	0.17%	0.16%
3.2d 	The percentage of the workforce with a declared disability (The target for 2006/07 is against the new definition which includes schools) (BV 16) EXTERNAL FACTORS	3.92%	4.25%
3.2e	The percentage of staff from ethnic communities (BV 17) ACHIEVED	2.15%	2.06%

KST 4.1 Ensure that residents are well informed and that their views about services, policies and priorities are taken into account		Outturn 2006/07	Target 2006/07
4.1a 	At least double the submissions of service related on-line e-forms... EXCEEDED	5071	2951
4.1b 	Increase the number of visits to the County Council's website during 2005/06 by 25% to 1,674,826 in 2006/07 ... EXCEEDED	1,840,554	1,674,826
4.1c	Increase the uptake of priority press releases in the local media.... ACHIEVED	75%	75%
4.1d	Increase the number of residents who believe 'Your County' is good value for money.... CARRY OVER TO Q1 2007/08		65%
4.1e	Establish a baseline for the number of residents who are satisfied with the Council (via the Residents' Panel) ACHIEVED	31/03/07 (60%)	31/03/07
4.1f	Establish a baseline for the percentage of residents on the Panel who state that they are satisfied with the Panel ACHIEVED	31/03/07 (58%)	31/03/07



Corporate Resources Planning and Management


KST 1.1 Achieve excellence in financial and resource management across East Sussex County Council		Outturn 2006/07	Target 2006/07
1.1a	Achieve a Comprehensive Performance Assessment score which reflects a high level of financial performance ACHIEVED	3 out of 4	3 out of 4
1.1b	2005/06 Accounts presented to the Governance Committee in accordance with statutory deadlines (by 30/06/06) ACHIEVED	Yes	Yes
1.1c	Increase the proportion of invoices paid promptly by the Council (BV 8) NARROW MISS 	92.65%	95%
1.1d	Develop corporate standards for excellence in project management. Deliver the first phase of the associated project management training.... ACHIEVED	31/03/07	31/03/07
1.1e	Final outturn for each department within agreed tolerances of budget allocation.... ACHIEVED	overall departmental provisional outturn within agreed tolerance	Between -2.5% and +1.0%
1.1f	Balances maintained above a target percentage of 2.25% of the net revenue budget (excluding schools) each year.... ACHIEVED	2.27%	2.25%
1.1g	Improve debt collection processes and recovery rates ... EXCEEDED 	provisional figures: 15.35% to 6.18%	Reduced collection days

KST 1.2 Improve the links between policy priorities and longer term financial planning and control to ensure benefits from efficiency, procurement and productivity improvements are maximised		Outturn 2006/07	Target 2006/07
1.2a	Revised financial monitoring product used for reporting to Cabinet in 2006/07.... ACHIEVED	Yes	Yes
1.2b	Efficiency targets for 2006/07 achieved for the whole Council and progress regularly reported.... ACHIEVED	2.5%	2.5%
1.2c	Launch enhanced approach to efficiency and productivity linked to Invest to Save.... ACHIEVED	Yes	Yes
1.2d	Increase the proportion of National Procurement Strategy targets achieved.... ACHIEVED	85%(e)	85%
1.2e	Medium Term Financial Plan reported to Cabinet in accordance with statutory deadlines (by 31/08/06) ACHIEVED	Yes	Yes
1.2f	Three year indicative cash limits approved by Cabinet.... ACHIEVED	Yes	Yes

KST 1.3 Develop and maintain the Council's new central systems (CBOSS) to support efficiency gains and improve management information for service managers		Outturn 2006/07	Target 2006/07
1.3a	CBOSS snags cleared and efficient business processes embedded across the Council and signed off by the project board in accordance with agreed timetable.... ACHIEVED	Yes	Yes
1.3b	CBOSS improvements for schools introduced in line with the plan agreed by Cabinet in November 2005.... ACHIEVED	31/03/07	31/03/07

KST 1.4 Maintain and improve high standards of financial control, risk management, challenge and internal audit across East Sussex County Council		Outturn 2006/07	Target 2006/07
1.4a	Maintain high score for the Internal Control within the Comprehensive Performance Assessment.... ACHIEVED	3 out of 4	3 out of 4
1.4b	Maintain high score for risk management within the Comprehensive Performance Assessment.... ACHIEVED	3 out of 4	3 out of 4
1.4c	Positive external audit opinion on our governance arrangements, internal audit arrangements and accounts for 2005/06.... ACHIEVED	Yes	Yes
1.4d	Financial Governance arrangements for the Local Area Agreement implemented and agreed by Cabinet including reporting back.... ACHIEVED	31/03/07	31/03/07





KST 2.1 Effective property asset management to ensure efficiency and accessibility to Council services		Outturn 2006/07	Target 2006/07
2.1a	Increase the number of buildings accessible by people with a disability by at least five percentage points (BV156) ACHIEVED	55.26%	55%
 2.1b	Capital Receipts generated from disposal of surplus properties to help fund investment in core services... EXCEEDED	£1,412,625	£1m
 2.1c	Reduce the percentage of office buildings occupied by development of consolidated 'hubs' buildings... EXCEEDED	13%	10%

KST 2.2 Ensure effective county-wide capital planning and delivery of capital projects		Outturn 2006/07	Target 2006/07
 2.2a	Increase the percentage of capital building projects completed within +/- 5% of the agreed timetable... EXCEEDED	82%	77%

KST 2.3 Ensure the most appropriate and effective use of limited building maintenance across the Council		Outturn 2006/07	Target 2006/07
2.3a	Reduction in the impact of Priority 1 defects by targeting them with increased funds allocated within the planned maintenance programme.... ACHIEVED	£5.301m	£5.250m
2.3b	Increase the percentage of schools given a maintenance surgery to help them perform devolved maintenance functions.... CARRY OVER TO Q1 2007/08 (this target relates to the academic year)	currently on track to achieve 100%	100%

KST 2.4 Provide effective energy management and incorporate sustainability considerations in design solutions as a contribution to addressing global warming		Outturn 2006/07	Target 2006/07
2.4a	Achieve CO ² reduction target in the Carbon Management Plan compared to the 2001/02 base year footprint of 37,977 tonnes of CO ² ... EXCEEDED	14.6%	12.5%
2.4b	Adopt a new sustainable building policy.... CARRY OVER TO Q1 2007/08	timetable extended	31/3/07

Community Services

KST 1.1 Deliver community safety priorities		Outturn 2006/07	Target 2006/07
1.1a 	Increase number of domestic violence incidents that are reported to Police (LAA 17.3.1) ... EXCEEDED	5711	5350
1.1b 	Reduce the proportion of repeat incidents of domestic violence across East Sussex (LAA 17.3.2) NARROW MISS	26.3%	25%
1.1c	Establish a baseline of residents surveyed who said they feel 'fairly safe' or 'very safe' in their neighbourhood during the day (LAA 17.5.2a) ACHIEVED	31/03/07 (89.3%)	31/03/07
1.1d	Establish a baseline of residents surveyed who said they feel 'fairly safe' or 'very safe' in their neighbourhood at night (LAA 17.5.2b) ACHIEVED	31/03/07 (60%)	31/03/07
1.1e 	Reduce the number of reported offences (violent crimes) resulting in injury on Friday and Saturday nights (LAA 17.1.1) ... EXCEEDED	1039	1068
1.1f	Establish a baseline of the number of adults with children in the child protection process receiving drug or alcohol treatment or a brief intervention (LAA 17.4.2) ACHIEVED	31/03/07	31/03/07
1.1g	Establish a baseline of the proportion of the public who perceive that drug dealing and drug use is a problem (LAA 17.4.4) ACHIEVED	31/03/07 (43%)	31/03/07
1.1h 	By March 2007 establish a comprehensive multi-agency Alcohol Strategy implementation plan (LAA 17.4.3) EXTERNAL FACTORS	30/09/07	31/03/07

KST 2.1 Provide community leadership in delivering the community strategy (Pride of Place) and future Local Area Agreement		Outturn 2006/07	Target 2006/07
2.1a	Elected Members and members of the East Sussex Strategic Partnership are regularly informed and able to influence Local Area Agreement progress.... ACHIEVED	31/03/07	31/03/07
2.1b	Review the new Sustainable Community Strategy for East Sussex.... NOT ACHIEVED	Progress delayed to facilitate partnership working	31/03/07
2.1c	Establish a baseline of the proportion of people who feel that they can influence decisions in their area (LAA 18.4.3) ACHIEVED	31/03/07 (40.4%)	31/03/07
2.1d	Establish a baseline of the number of hits per year for use of East Sussex In Figures, our new local profiling database.... ACHIEVED	31/03/07	31/03/07

KST 2.2 Improve the way we work with the voluntary and community sector		Outturn 2006/07	Target 2006/07
2.2a	Establish a baseline of the number of volunteers in East Sussex (LAA 18.4.1) ACHIEVED	31/03/07 (34,580)	31/03/07
2.2b	Establish a baseline of adults who say that people from different backgrounds get on well in their area (LAA 18.1.3) ACHIEVED	31/03/07 (74.5%)	31/03/07
2.2c	Action taken to prevent or tackle any community tensions that arise from unauthorised encampments and facilitate better joint service delivery to Travellers.... ACHIEVED	Yes	Yes






KST 3.1 Deliver further efficiencies in service delivery, the provision of better tools for front line staff and increased access to services by our customers, wherever possible, through working with our partners.		Outturn 2006/07	Target 2006/07
3.1a	Deliver projects to agreed time, cost and quality thresholds.... ACHIEVED	31/03/07	31/03/07
3.1b	Capture and deliver further efficiency savings delivered through ICT investments.... ACHIEVED	£250,000	£250,000


KST 3.2 Design and commence implementation of a county wide voice and data network		Outturn 2006/07	Target 2006/07
3.2a	Key corporate buildings connected to new County Network as determined by the Corporate Property Review.... ACHIEVED	6	6
3.2b	Secondary schools connected to new County network.... ACHIEVED	100%	100%
3.2c	Savings from the New Generation Networks to match supporting Invest to Save business case model.... ACHIEVED	31/03/07	31/03/07

KST 3.3 Support and develop excellence in the use of web based technology		Outturn 2006/07	Target 2006/07
3.3a	Deliver new applications in support of the E-Government strategy and ensure efficiencies are benchmarked and delivered to quantify and measure success.... ACHIEVED	100%	100%
3.3b	Establish a baseline of the number of people using the Citizens Portal and jointly provided on line services.... ACHIEVED	31/03/07	31/03/07




KST 3.4 Ensure excellence in ICT service delivery across East Sussex County Council		Outturn 2006/07	Target 2006/07
3.4a	Establish a baseline of the percentage of customers who rate the ICT service as 'good' or 'better.... ACHIEVED '	Baseline: 88%	Establish baseline


KST 3.5 Work within the East Sussex E-Government Partnership, Access East Sussex, under the overall direction of the East Sussex Strategic Partnership		Outturn 2006/07	Target 2006/07
3.5a	Agree a costed and supported programme of work and a refreshed vision for the future of the Access East Sussex partnership.... ACHIEVED	31/03/07	31/03/07
3.5b	Increase the number of operational Access East Sussex internet kiosks ACHIEVED	51	50
3.5c	Increase the number of operational Access East Sussex Community Help Points.... NOT ACHIEVED	9	12
3.5d	Establish a baseline of the number of enquiries at Community Help Points resolved at the first visit (LAA 8.1.2) ACHIEVED	31/03/07 (90%)	31/03/07

KST 4.1 Develop libraries in their communities to ensure they deliver the specific services that their communities need		Outturn 2006/07	Target 2006/07
4.1a 	Increase the total number of hits on library web pages and East Sussex Community Information Service plus visitors to libraries (combined figure) ... EXCEEDED	4,700,000 (final figure tbc)	3,900,000
4.1b 	Increase by at least 0.5%, to 95,354, the number of active library members... EXCEEDED	96,058	95,354
4.1c	Increase the level of satisfaction recorded in the Adult Public Library User Satisfaction survey from 88% ACHIEVED	89%	89%
4.1d 	Increase the number of volunteers involved in supporting library services to older people by at least 5% to 132 ... EXCEEDED	136	132
4.1e	Establish a baseline of the number of visitors to the new Community 'Mobile.... ACHIEVED '	31/03/07 (974)	31/03/07
4.1f 	Increase the number of people served, who are housebound, by at least 5% to 609... EXCEEDED	617	609
4.1g	Increase use of the People's Network across the library network.... ACHIEVED	above 40% (final figure tbc)	39.86%
4.1h 	Meet the target set by UFI (operators of LearnDirect courses) of First Time Online courses delivered... EXCEEDED	793	650






KST 4.2 Increase access to non vocational adult education, arts and culture through effective partnership working		Outturn 2006/07	Target 2006/07
4.2a	600 (19+) learners recruited to family learning programmes (amended Performance Measure) ACHIEVED	637 at 31/05/07	31/03/07
4.2b	Establish a baseline of adults recruited to learning programmes that are of working age and without a full Level 2 (that is, 5 GCSEs A* - C grade) DELETED	DELETED	31/03/07
4.2c	One third of 600 (19+) learners recruited to family learning programmes progress through taster workshops to longer family learning programmes (amended Performance Measure) ACHIEVED	33%	33%
4.2d 	Increase the amount of external funding brought in for arts activities by at least 5% to £260,000... EXCEEDED	£384,300	£260,000

KST 5.1 Informed, successful businesses in a fair and safe trading environment		Outturn 2006/07	Target 2006/07
5.1a	Maintain the percentage of identified non-compliances dealt with in accordance with the Council's enforcement policy.... ACHIEVED	100%	100%
5.1b	Maintain 100% of compliance visits conducted at high risk businesses.... ACHIEVED	100%	100%
5.1c	Maintain the percentage of compliance visits conducted at medium risk food businesses.... ACHIEVED	50.2%	50%
5.1d	The percentage of Home Authority business contacted.... ACHIEVED	100%	100%

KST 5.2 Informed, confident consumers		Outturn 2006/07	Target 2006/07
5.2a	 Increase the percentage of all service requests, complaints and referrals prioritised, responded to, and otherwise dealt with, within five working days... EXCEEDED	98.6%	95%
5.2b	 Respond appropriately to Rapid Action Team requests within three hours of receipt... EXCEEDED	100%	90%
5.2c	 The number of community champions trained to signpost consumers in relation to complaints or problems... EXCEEDED	20	15
5.2d	Establish baseline data for the number of educational establishments (including special needs establishments) that are using services available from, or facilitated by, Trading Standards.... ACHIEVED	31/03/07	31/03/07

KST 6.1 Improve the availability of the documentary history of East Sussex (including Brighton & Hove) to present and future generations		Outturn 2006/07	Target 2006/07
6.1a	Complete a plan for increasing the audience for, and improving access to the service of the Record Office in preparation for a bid to The Heritage Lottery Fund for a new Record Office.... ACHIEVED	31/03/07	31/03/07
6.1b	Conserve and list all records of the Lady Chichester Hospital, Hove.... ACHIEVED	100%	100%
6.1c	Prepare action plan in response to the inspection of service carried out by the National Archives.... ACHIEVED	31/03/07	31/03/07
6.1d	 Map digitisation project completed, website developed and launched.... NARROW MISS	Substantive map digitisation project completed. Final element of website not completed.	31/03/07


Children's Services





KST 1.1 Meet the national requirements for schools to be participating in the healthy schools programme and to be achieving healthy schools status		Outturn 2006/07	Target 2006/07
1.1a 	Increase the percentage of schools to have achieved the new, more exacting, Healthy Schools status by March 2007 National target of 55% by December 2007... EXCEEDED	51%	35%
1.1b 	Increase the percentage of schools working towards the new, more exacting, Healthy Schools status by March 2007 ... EXCEEDED	97%	65%
KST 1.2 Reduce teenage pregnancy		Outturn 2006/07	Target 2006/07
1.2a	Reduce the number of pregnancies among girls aged under 18 per 1,000 15-17 year old females: East Sussex (APA) (BV 197) (LAA 2.2.1) (CYPP) NOT ACHIEVED	38.0	31.8
KST 2.1 Children & young people are provided with a safe environment and the incidence of child abuse and neglect is minimised		Outturn 2006/07	Target 2006/07
2.1a 	Increase the percentage of schools that have a designated child protection teacher trained within the last two years ... NARROW MISS	96%	100%
2.1b	Ensure that all children on the Child Protection Register have an allocated social worker (APA) ACHIEVED	100%	100%
2.1c	Ensure that all child protection cases which should have been reviewed during the year continue to be reviewed (PAF CF/C20) (BV162) (APA) ACHIEVED	100%	100%
KST 2.2 Achieve permanence for looked after children		Outturn 2006/07	Target 2006/07
2.2a 	The percentage of looked after children under 16 years old, who have been looked after for two and a half years or more, who have been living in the same placement for at least two years, or are placed for adoption. (PAF CF/D78) (APA) NARROW MISS	67.5%	72%
2.2b 	Ensure a minimum of 20 children are matched to approved permanent foster carers NARROW MISS	19	20
2.2c	Increase the number of permanent foster carers approved from 14.... ACHIEVED	15	15

KST 2.3 Better practice in support of race equality		Outturn 2006/07	Target 2006/07
2.3a	Increase the percentage of schools returning racist incident monitoring forms.... ACHIEVED	62%	60%
2.3b	Increase the number of equalities impact assessments carried out by the Children's Services department (this involves consultation and engagement with minority users) from 1.... ACHIEVED	5	5



KST 2.4 Implement the Anti-Bullying Strategy thereby enhancing practice across settings		Outturn 2006/07	Target 2006/07
2.4a	The number of schools completing incident reports (LAA 1.2.1) NOT ACHIEVED The reporting process for this indicator has been developed to align with the new online racist incident reporting process.	data not available	78
2.4b	Decrease the number of requests for school transfers citing bullying (LAA 1.2.3) NOT ACHIEVED	137	No more than 88


KST 3.1 Achieve a rate of improvement in pupil achievement greater than national averages at each key stage		Outturn (summer 2006)	Target (summer 2006)
3.1a	Achieve a value added score* for Key Stage 1 (tests taken at age 7) to Key Stage 2 (tests taken at age 11) greater than the national average (APA) ACHIEVED	99.9	Exceeds the national average
3.1b	Achieve a value added score* for Key Stage 2 (tests taken at age 11) to Key Stage 4 (exams taken at age 16) greater than the national average for maintained schools (APA) ACHIEVED	1110	Exceeds the national average



KST 3.2 Further develop opportunities for gifted and talented young people		Outturn 2006/07	Target 2006/07
3.2a	 Increase the percentage of schools with an active Gifted and Talented register... EXCEEDED	85%+	75%
3.2b	 Increase the percentage of schools attending training in Gifted and Talented provision and policy... NARROW MISS	62%	65%
3.2c	Ensure that at least 50% of all East Sussex schools have nominated pupils accepted onto the new county enrichment programme to stretch highly motivated pupils by involving them in additional activities to the national curriculum. ACHIEVED	50%	50%



KST 3.3 Close the gap in achievement between groups of pupils vulnerable to underachievement and other pupils in the county		Outturn (summer 2006)	Target (summer 2006)
3.3a 	Achieve a value added score for Key Stage 1 to Key Stage 2 for pupils in receipt of free school meals that is in line with or exceeds the national average ... EXCEEDED (in line with latest available data)	99.7	Meet or exceed the national average
3.3b 	Achieve a value added score for Key Stage 2 to Key Stage 4 for pupils in receipt of free school meals that is in line with or exceeds the national average ... EXCEEDED	1008.5 (national average = 1000)	Meet or exceed the national average
3.3c 	Achieve a value added score for Key Stage 1 to Key Stage 2 for looked after children attending East Sussex schools that is in line with or exceeds the national average ... EXCEEDED	100.6 (national average = 100.2)	Meet or exceed the national average
3.3d 	Achieve a value added score for Key Stage 2 to Key Stage 4 for looked after children attending East Sussex schools that is in line with or exceeds the national average ... EXCEEDED	1023.2 (national average = 1000)	Meet or exceed the national average


KST 3.4 Support schools in improving the quality of their leadership, management and governance		Outturn 2006/07	Target 2006/07
3.4a	Increase the percentage of inspected schools that received a judgement of good or outstanding for 'leadership and management.... NOT ACHIEVED	58%	72%

KST 3.5 Improve access to and quality of foundation stage learning	Outturn (summer 2006)	Target (summer 2006)
3.5a 	Increase the percentage of children in the 30% most deprived Super Output Areas* scoring 6 points or above in personal, social and emotional development in the Foundation Stage Profile** (LAA 3.1.1ia)... EXCEEDED	84.6%
3.5b	Increase the percentage of children in the 30% most deprived Super Output Areas scoring 6 points or above in communication, language and literacy in the Foundation Stage Profile (LAA 3.1.1ib) NOT ACHIEVED	60.7%
3.5c 	Increase the percentage of children in the 30% most deprived Super Output Areas scoring 7 points or above in personal, social and emotional development in the Foundation Stage Profile (LAA 3.1.1ia) ... NARROW MISS	68.0%
3.5d	Increase the percentage of children in the 30% most deprived Super Output Areas scoring 7 points or above in communication, language and literacy in the Foundation Stage Profile (LAA 3.1.1ib) NOT ACHIEVED	43.9%
3.5e	Increase the percentage of children in the 30% most deprived Super Output Areas scoring 8 points or above in personal, social and emotional development in the Foundation Stage Profile (LAA 3.1.1ia).... NOT ACHIEVED	47.2%
3.5f	Increase the percentage of children in the 30% most deprived Super Output Areas scoring 8 points or above in communication, language and literacy in the Foundation Stage Profile (LAA 3.1.1ib).... NOT ACHIEVED	25.6%



KST 3.6 Reduce total absence (authorised and unauthorised) in schools		Outturn 2006/07 (academic year 2005/06)	Target 2006/07 (academic year 2005/06)
3.6a	Maintain the percentage of half days missed due to total absence in primary schools (BV 46) (APA) (CYPP) NOT ACHIEVED	5.21%	5.0%
3.6b	Maintain the percentage of half days missed due to total absence in secondary schools (BV 45) (APA) (CYPP) NOT ACHIEVED	7.4%	7.3%
3.6c 	Maintain the percentage of children of school age looked after continuously for at least 12 months who missed a total of 25 days or more of schooling for any reason (PAF CF/C24) (APA) ... EXCEEDED	8.5%	9%

KST 3.7 Improve services to children with special educational needs		Outturn 2006/07	Target 2006/07
3.7a 	Decrease the number of children in special educational needs agency placements (placements in special schools not maintained by East Sussex County Council) ... EXCEEDED	191	200
3.7b 	Increase the participation (number of sessions attended) in school based activities by disabled children and children at special schools (CYPP) – figure recorded between January and March)... EXCEEDED	367	200

KST 3.8 Reduce the days lost from education by pupils excluded from school		Outturn 2006/07 (academic year 2005/06)	Target 2006/07 (academic year 2005/06)
3.8a 	Increase the percentage of pupils transferring school through managed moves (out of the total number of pupils permanently excluded or transferring school through managed moves)... EXCEEDED	31%	25%
3.8b 	Reduce the number of days lost through fixed term (temporary) exclusions in relation to the number of pupils in secondary phase in Hastings (LAA 4.1.1) ... EXCEEDED	4303.5	4897


KST 3.9 Address the needs of young carers		Outturn 2006/07 (academic year 2005/06)	Target 2006/07 (academic year 2005/06)
3.9a 	The number of young carers identified and provided with appropriate support (LAA 10.2.2))... EXCEEDED	217	151

KST 4.1 Prevent offending by children and young people		Outturn 2006/07	Target 2006/07
4.1a	Increase the percentage of young offenders in education, employment and training.... NOT ACHIEVED	68.1%	75% (amended)
4.1b	Increase the percentage of young people who have received a final warning and have an ASSET score (an assessment profile which can be used to predict the likelihood of a young offender re-offending) of 12 or above who have an intervention programme.... NOT ACHIEVED	87.5%	95%
4.1c	Increase the percentage of young offenders with mental health needs who access Child and Adolescent Mental Health Services promptly (within 15 working days of assessment) NOT ACHIEVED	81%	90%


KST 4.2 Enhance family support and ensure effective transitions to Adult's services		Outturn 2006/07	Target 2006/07
4.2a	Increase the number of children reached through the Children's Centre programme.... NOT ACHIEVED	5111	7778 (amended)
4.2b	Increase the number of operational Children's Centres (LAA 3.1.2) ACHIEVED	10	10
4.2c 	Increase the number of parents of disabled children and disabled young people receiving Direct Payments) ... EXCEEDED	45	40
4.2d 	The percentage of disabled young people eligible for services into adulthood, who have a transition plan presented to the annual Transitions Planning meeting in the year preceding their 19 th birthday)... EXCEEDED	100%	At least 95%

KST 4.3 Increase young people's involvement in decision making		Outturn 2006/07	Target 2006/07
4.3a	Increase young people's involvement in decision making through the development of a set of indicators by which to measure performance (LAA 4.2) ACHIEVED	31/03/07	31/03/07

KST 5.1 Improve the quality, accessibility, affordability and sustainability of childcare		Outturn 2006/07	Target 2006/07
5.1a	The number of additional registered and unregistered* childcare places for children aged 0 - 14 years (16 for children with special educational needs)... NOT ACHIEVED	466	616





5.1b 	Increase the stock of childcare places for children aged 0 - 5 in disadvantaged areas as defined by Local Partnerships for Children by 30% to 2514 (LAA 3.1.3) ... EXCEEDED	2,578	2514
--	--	-------	------




KST 5.2 Reduce numbers of 16+ not in education, employment or training (NEET)		Outturn 2006/07	Target 2006/07
5.2a	Decrease the (adjusted) percentage of 16-18 yr olds who are not in education, employment or training (APA, LAA stretch target 5.1.1)... NOT ACHIEVED	8%	6.4%


5.2b 	Decrease the percentage of 16-18 yr olds 'unknowns' (LAA stretch target 5.1.2) ... EXCEEDED	4.53%	No more than 5%
--	--	-------	-----------------


KST 6.1 Implement Children's Trust arrangements		Outturn 2006/07	Target 2006/07
6.1a	Common assessment and lead professional role piloted and evaluated within four Local Partnership for Children areas.... ACHIEVED	Yes	Yes
6.1b	Planning arrangements reviewed ACHIEVED	Yes	Yes
6.1c	New planning arrangements in place.... ACHIEVED	Yes	Yes




Adult Social Care

KST 1.1 In partnership, promote flexibility and choice through services designed to support adults and older people in their own homes	Outturn 2006/07	Target 2006/07
1.1a  Maintain the number of older people helped to live at home per 1,000 population aged 65 or over (PAF C32) (BV 54) ... EXCEEDED	62.6	57
1.1b Increase the number of households receiving intensive home care per 1,000 population aged 65 or over (PAF C28) (BV 53) NOT ACHIEVED	6.0	6.5
1.1c  Increase the number of people receiving high level support services which enable them to live at home independently (LAA 9.1.1) ... EXCEEDED	5075(e)	4535
1.1d  Increase the number of people receiving low level preventative services which enable them to live at home independently (LAA 9.1.2) ... EXCEEDED	9442(e)	6921
1.1e  Increase the number of adults and older people receiving Direct Payments per 100,000 population aged 18 or over (PAF C51) (BV 201) ... EXCEEDED	60.9	60.4
1.1f The number of users introduced to the new telecare service ACHIEVED	200+	200


KST 1.2 Continue to provide appropriate levels of residential and nursing care provision		Outturn 2006/07	Target 2006/07
1.2a 	Reduce the number of permanent admissions of supported residents aged 65 or over to residential/nursing care per 10,000 population aged 65 or over (PAF C72) ... EXCEEDED	74.2	Between 75 and 80
1.2b 	Maintain the number of permanent admissions of adults aged 18-64 to permanent residential and nursing care per 10,000 population aged 18-64 (PAF C73). NARROW MISS	3.1 (Q4 outturn)	Between 2 and 3
1.2c	Increase the number of households receiving intensive home help/care as a percentage of all adults and older people in residential and nursing care and households receiving intensive home help/care (PAF B11) ... ACHIEVED	16.1	Between 16 and 20
1.2d 	Increase the percentage of single adults and older people going into permanent residential and nursing care who were allocated single rooms. (PAF D37)... NARROW MISS	91.2% (Q4 outturn)	91.5%

KST 1.3 In partnership with Health, develop services to prevent unnecessary hospital admission and ensure timely discharge.		Outturn 2006/07	Target 2006/07
1.3a 	Reduce the number of delayed transfers of care per 100,000 population aged 65 or over (PAF D41) ... EXCEEDED	50	Less than 73.28

KST 1.4 Improve support to young people transferring from Children's to Adult Social Care services		Outturn 2006/07	Target 2006/07
1.4a	Produce transition information leaflets for users and carers of Learning Disability Services.... ACHIEVED	31/03/07	31/03/07
1.4b 	The percentage of disabled young people eligible for services into adulthood, who have a transition plan presented to the annual Transitions Planning meeting in the year preceding their 19 th birthday... EXCEEDED	100%	At least 95%

KST 1.5 Improve the user experience of assessment, care management and review processes		Outturn 2006/07	Target 2006/07
1.5a 	Increase the percentage of new older clients who had their assessment started within 48 hours and completed within 4 weeks of contacting Adult Social Care (PAF D55) (BV 195) NARROW MISS	63%	65%
1.5b 	Increase the percentage of new older clients for whom the time from completion of assessment to provision of all services in the care package is less than or equal to four weeks. (PAF D56) (BV 196) ... EXCEEDED	79%	74%
1.5c 	Increase the percentage of people receiving a statement of their needs and how they will be met (PAF D39) NARROW MISS	91.2%	More than 92%
1.5d	Increase the number of adult and older clients receiving a review as a percentage of those receiving a service (PAF D40) NOT ACHIEVED	74.9%	80%
1.5e	Increase the percentage of assessments of adults and older people leading to provision of service (PAF E50) NOT ACHIEVED	52.3%	More than 58%
1.5f	Establish a baseline of the percentage of Social Care Direct users who are satisfied with the service (LAA 8.1.5) ACHIEVED	31/03/07 (90%)	31/03/07

KST 1.6 Involve older people in policy and service development		Outturn 2006/07	Target 2006/07
1.6a	Increase the number of older people participating in local forums (LAA 10.1.1) ACHIEVED	2000+	2000

KST 1.7 Promote fair access and improve community engagement		Outturn 2006/07	Target 2006/07
1.7a	Effective engagement with minority individuals and groups through Equality Impact Assessments (LAA 10.3.1) ACHIEVED	14	13
1.7b	Establish a baseline of the provision of tailor made methods to efficiently deliver information and services to different parts of the community in collaboration with partners, including electronic access (LAA 8.1.1) ... ACHIEVED	31/03/07	31/03/07
1.7c	Maintain the percentage of older service users receiving an assessment that are from minority ethnic groups, divided by the percentage of older people in the local population that are from minority ethnic groups. (PAF E47) ... NOT ACHIEVED	0.76 (Q4 outturn)	Between 1.0 and 2.0
1.7d	 Increase the percentage of older service users receiving services following an assessment that are from a minority ethnic group, divided by the percentage of older service users assessed or reviewed that are from a minority ethnic group. (PAF E48) ... EXCEEDED	1.04	Between 0.9 and 1.1
1.7e	Establish a baseline for the number of older people who are improving their well being through active participation within the community (LAA 10.1) ACHIEVED	31/03/07 (1730)	31/03/07

KST 1.8 Provide Carers with the information, advice and support they need to continue in their caring role		Outturn 2006/07	Target 2006/07
1.8a	Increase the number of carers who receive services (LAA 10.2.1) (PAF C62) NOT ACHIEVED	5.6%	8%
1.8b	Establish a baseline of the percentage of recently newly assessed carers who found the 'Quick Guide for Carers' useful (LAA 8.1.3) ACHIEVED	31/03/07 (85%)	31/03/07

KST 1.9 Improve information and support for people who are self funding		Outturn 2006/07	Target 2006/07
1.9a	Establish a baseline of information and support on options for care for self-funders (LAA 8.1.4) ACHIEVED	Baseline established of 17 enquiries and 8 assessments per week.	31/03/07

KST 1.10 Safeguard vulnerable adults against abuse		Outturn 2006/07	Target 2006/07
1.10a	Increase the percentage of decisions to hold a strategy meeting made within five working days of an adult protection alert to Adult Social Care.... ACHIEVED	75%	More than 75%

KST 1.11 Improve the efficiency of financial business processes		Outturn 2006/07	Target 2006/07
1.11a	Implement new systems and processes for financial assessments and collection of client income .. ACHIEVED	31/03/07	31/03/07



KST 1.12 Ensure that staff are equipped with the skills and abilities to carry out their role to best effect		Outturn 2006/07	Target 2006/07
1.12a	Increase the number of assessed social work practice learning days per full time equivalent social worker (PAF D75) ... EXCEEDED	25.25	At least 8.6

KST. 2.1 Reduce the use of residential care and increase support at home		Outturn 2006/07	Target 2006/07
2.1a	Maintain the number of adults with learning disabilities helped to live at home per 1,000 population aged 18 – 64 (PAF C30) (LAA 18.3.1) NARROW MISS	2.4	Between 2.5 and 3




KST. 2.2 Improve public information about Learning Disability services		Outturn 2006/07	Target 2006/07
2.2a	Publication of Direct Payments Information booklet.... ACHIEVED	31/03/07	31/03/07



KST 3.1 Support people with mental health problems and their carers in the community.		Outturn 2006/07	Target 2006/07
3.1a	Increase the number of adults with mental health problems helped to live at home per 1,000 population aged 18 - 64 (PAF C31) NARROW MISS	1.7	1.9



KST 3.2 Improve user and carer involvement in care planning and development of services		Outturn 2006/07	Target 2006/07
3.2a	Develop a staff training programme.... ACHIEVED	31/03/07	31/03/07
3.2b	Implement service user self assessment tool.... ACHIEVED	31/03/07	31/03/07
3.2c	Engage a service user organisation to be actively involved in planning, training for and monitoring mental health problems (LAA 10.4.2) ACHIEVED	31/03/07	31/03/07


KST 4.1 Develop a range of flexible and responsive services to support people in their own homes and encourage individual choice		Outturn 2006/07	Target 2006/07
4.1a 	Maintain the number of adults with physical disabilities helped to live at home per 1,000 population aged 18 – 64 (PAF C29) ... EXCEEDED	5.6	5.1
KST 4.2 Improve the efficiency of the Integrated Community Equipment Service		Outturn 2006/07	Target 2006/07
4.2a 	Ensure the percentage of items of equipment and adaptations delivered within seven working days does not fall below 80% (PAF D54)... EXCEEDED	86.9%	No less than 80%

Transport and Environment


KST 1.1 Improve and maintain the county's road network and reduce the backlog of road maintenance		Outturn 2006/07	Target 2006/07
1.1a	Maintain the percentage of non-principal classified roads (B and C class roads) which are in good condition (BV 224a) CARRY OVER TO Q1	information available end of June	68%
1.1b	Maintain the percentage of unclassified non-principal roads which are in good condition (BV 224b) CARRY OVER TO Q1	information available end of June	85%
1.1c	Increase the percentage of footways which are in good condition (BV 187a) NOT ACHIEVED	78%	90%
1.1d	Maintain the percentage of reported incidents of hazardous damage to roads which are made safe within 24 hours ... EXCEEDED	99.1%	98%
			
KST 1.2 Deliver best value for highway services		Outturn 2006/07	Target 2006/07
1.2a	Establish a baseline for the percentage of customer enquires which are dealt with at first point of contact.... ACHIEVED	80%	80%
1.2b	Maintain the number of days of temporary traffic controlled road closures which are required due to road works per kilometre of traffic sensitive (prone to congestion) streets (BV 100))... EXCEEDED	0.5	1.2
			
1.2c	Increase the percentage of controlled pedestrian crossings with facilities for disabled people (BV 165) ACHIEVED	90%	89%
KST 2.1 Reduce the number of road traffic accidents in the County in partnership with Sussex Police		Outturn 2006/07	Target 2006/07
2.1a	Reduce the number of people killed or seriously injured in the County (BV 99) (LAA 18.3.1) NOT ACHIEVED	392	312
2.1b	Implement at least eight new Local Safety Schemes at identified priority sites)... EXCEEDED	9	8
			
2.1c	Implement new signalised crossings.... ACHIEVED	2	2
2.1d	Maintain the percentage of the road network that is kept free of ice.... ACHIEVED	42%	42%



KST 2.2 Reduce the number of children killed or seriously injured on the county's road network		Outturn 2006/07	Target 2006/07
2.2a 	Increase the number of schools developing their own School Travel Plans)... EXCEEDED	69	35
2.2b 	Maintain the percentage of cycle proficiency training provided for Year 6 children... EXCEEDED	54%	50%

KST 3.1 Manage waste and reduce its impact on the environment		Outturn 2006/07	Target 2006/07
3.1a 	Minimise the increase in the cost of waste disposal per tonne for household and other (municipal) waste (BV 87) ... EXCEEDED	£60.40(e)	£78.23
3.1b	Achieve agreement on a draft Municipal Waste Management Strategy with the district and borough councils for submission in April 2007... ACHIEVED	31/03/07	31/03/07
3.1c 	The number of regular monitoring inspections of landfill site and aftercare and maintenance carried out in order to control leachate and landfill gas... EXCEEDED	709	600


KST 3.2 Reduce the amount of household waste which is land-filled through waste reduction, recycling and recovery		Outturn 2006/07	Target 2006/07
3.2a	Minimise the increase in the kilograms of waste collected per head (BV84) (LAA 22.2) ... ACHIEVED	522(e)	552
3.2b	Reduction in the tonnage of non-biodegradable waste to landfill (LAA 22.2.1) ... ACHIEVED	58219(e)	60240
3.2c	Increase the percentage of total waste recycled (BV82a) and composted (BV82b) ... ACHIEVED	28%	28%
3.2d 	Increase the number of visits made by the Rethink Rubbish bus to schools, public events and community groups... EXCEEDED	152	140

KST 4.1 Providing the environmental dimension to the work of the County Council		Outturn 2006/07	Target 2006/07
4.1a	Prepare an environmental appraisal for the Bexhill-Hastings Link Road.... ACHIEVED	31/03/07	31/03/07
4.1b	Prepare the landscape design for the Bexhill-Hastings Link Road ACHIEVED	31/03/07	31/03/07
4.1c	The percentage of Sites of Special Scientific Interest under County Council control that are conserved and enhanced.... NOT ACHIEVED	68.3%	75%

KST 4.2 Connecting People to the Coast and Countryside in East Sussex		Outturn 2006/07	Target 2006/07
4.2a	Increase the total proportion of Rights of Way that are signposted and easy to use by the public.... NOT ACHIEVED	52.8%	75%
 4.2b	The level of visitors attracted to Seven Sisters Country Park and Rye Harbour Nature Reserve... EXCEEDED	457,000	400,000

KST 4.3 Securing resources and working in partnership to improve the environment and environmental skills		Outturn 2006/07	Target 2006/07
 4.3a	Submit bids for external funding to assist in carrying out environmental work... EXCEEDED	£190,000+ £265,000 grant	Approx. £100,000
 4.3b	Support businesses to reduce their environmental impact through externally funded projects... EXCEEDED	167	100
4.3c	Train unemployed people through the East Sussex Archaeology and Museum Partnership in interpretation and preservation of the historic environment.... ACHIEVED	22	20

KST 5.1 Meet the travel requirements of schools, social services and the public by providing more accessible transport and encouraging wider use		Outturn 2006/07	Target 2006/07
5.1a	Award the contract in order to undertake a review of Hastings and Rother travel services.... ACHIEVED	31/03/07	31/03/07
5.1b	Bus Strategy documents to be revised and approved NOT ACHIEVED	Executive Review scheduled to report July 2007	31/03/07

KST 6.1 Develop planning policies and make decisions that help raise economic performance and enhance the environment whilst influencing key policy initiatives affecting the County's future		Outturn 2006/07	Target 2006/07
6.1a	Maintain a three year rolling programme of the Minerals and Waste Local Development Scheme. (BV 200a) ACHIEVED	yes	yes
6.1b	Submit representations on the draft South East Plan within the given statutory period.... ACHIEVED	31/03/07	31/03/07
6.1c	Represent the County's best interests at the Examination in Public of the South East Plan. ACHIEVED	31/03/07	31/03/07
6.1d 	The percentage of applications for planning permission for waste and minerals proposals (not requiring environmental assessments) within 13 weeks... EXCEEDED	76.5%	60%

KST 6.2 Develop and implement county wide transport strategy and local transport policies, secure funding and safeguard transport and road safety issues in the planning and control of new development		Outturn 2006/07	Target 2006/07
6.2a	Prepare and submit Local Transport Plan 1 delivery report by July 2006 with a positive impact on the funding allocations for 2007/08 to 2010/11.... ACHIEVED	yes	yes
6.2b	Through active engagement with government and other agencies, seek to influence investment in strategic rail and road infrastructure including the A27/A259 and A21 trunk roads, Central Rail Corridor and south coast links.... ACHIEVED	31/03/07	31/03/07
6.2c	Develop the Bexhill and Hastings link road to enable submission of planning application in Autumn 2006.... ACHIEVED	31/03/07	31/03/07
6.2d	Undertake a programme of initiatives to develop travel plans, travel awareness campaigns and other community engagement to promote sustainable travel choices.... ACHIEVED	31/03/07	31/03/07
6.2e	The response rate of planning application consultations for transport advice within 14 days NOT ACHIEVED	59%	70%
6.2f	The response rate of planning application consultations for transport advice within 28 days.... NOT ACHIEVED	80%	90%